



GUJCOT TRADE ASSOCIATION

MONTHLY RATE MOVEMENT Jun-2020

Dear All Cotton Friends,

In our mission to give Daily Spot Rate Team Gujcot is getting valuable support from Gujcot broker's panel. We appreciated their humble service to the trade. Gujcot Team is giving daily closing of Indian and foreign futures rates.

In this report we have provided Following Rates during the month.

- Daily Physical Spot Rate
- MCX Cotton Daily Closing Rate
- USD-INR Exchange Rate Closing
- Cotlook Index
- ICE Future Closing
- NCDEX Kapas Rate
- MCX Future Closing
- NCDEX and MCX converted into Rs. Candy Rate

We hope it will be useful to all the stake holders of Textile Value Chain.



GUJCOT TRADE ASSOCIATION

MONTHLY RATE MOVEMENT Jun-2020

- NY July future was last month for old crop. July traded between 60 to 63 range during the month. Full month December was inverted to July. Spread got narrowed few times but after first notice day spread was broadened. Whole volume rolled over to December and now front month is NY December Future. December traded in small range 58.50 to 61.00 during the month.
- NY July gained monthly. And NY December gained 340 point or near 5% during the month.
- Export sales and shipment were higher than required to meet the export target set by USDA. China was lead buyer. With support of Chinese buying and slight revival of demand after unlock process in various countries, market remained well supported.
- WASDE was bearish for current and next year both the years. Same production with less consumption resulted in historic high ending stock.
- In India CCI procurement continued during the month and total procurement crossed record one crore plus bales with procurement in Gujarat touching 11 Lakh Bales.
- Physical rate was strong at start of the month but declined continuous with big arrival and low demand. Gujcot spot rate stayed between 32,500 to 33,750.
- Domestic mills are still not running at full capacity so there is very slow buying. Due to lower basis, basis players and exporters were in market and supported the price.



GUJCOT TRADE ASSOCIATION

MONTHLY RATE MOVEMENT Jun-2020

Gujarat Spot Rate Changes Jun-2020

Variety	Staple Length	Mic.	30-05-2020	30-06-2020	29-06-2019	Change (M/M)		Change (Y/Y)	
						Rs./Candy	In Per.(%)	Rs./Candy	In Per.(%)
Shankar 6	29 MM	3.8	32,300	32,800	45,300	500	1.55%	-12,500	-27.59%
Shankar 6	28.5 MM	3.6	31,800	32,300	44,800	500	1.57%	-12,500	-27.90%
V-797	13 % Trash		19,900	20,750	34,800	850	4.27%	-14,050	-40.37%
MCX Spot Rate			15,610	15,690	21,760	80	0.51%	-6,070	-27.90%
USD-INR Exchange			75.62	75.50	69.02	-0.12	-0.16%	6.48	9.39%

Monthly - Average Spot Rate Jun-2020

Variety	Staple Length	Mic.	Price Range		Average Of 26 Days
			Low	High	
Shankar 6	29	3.8	32,500	33,750	33,219
Shankar 6	28.5	3.7	32,100	33,200	32,669
V-797	13% Trash		20,100	21,950	21,208
MCX Spot Rate			15,640	16,240	15,952
USD Exchange Rate			75.36	76.21	75.75



GUJCOT TRADE ASSOCIATION

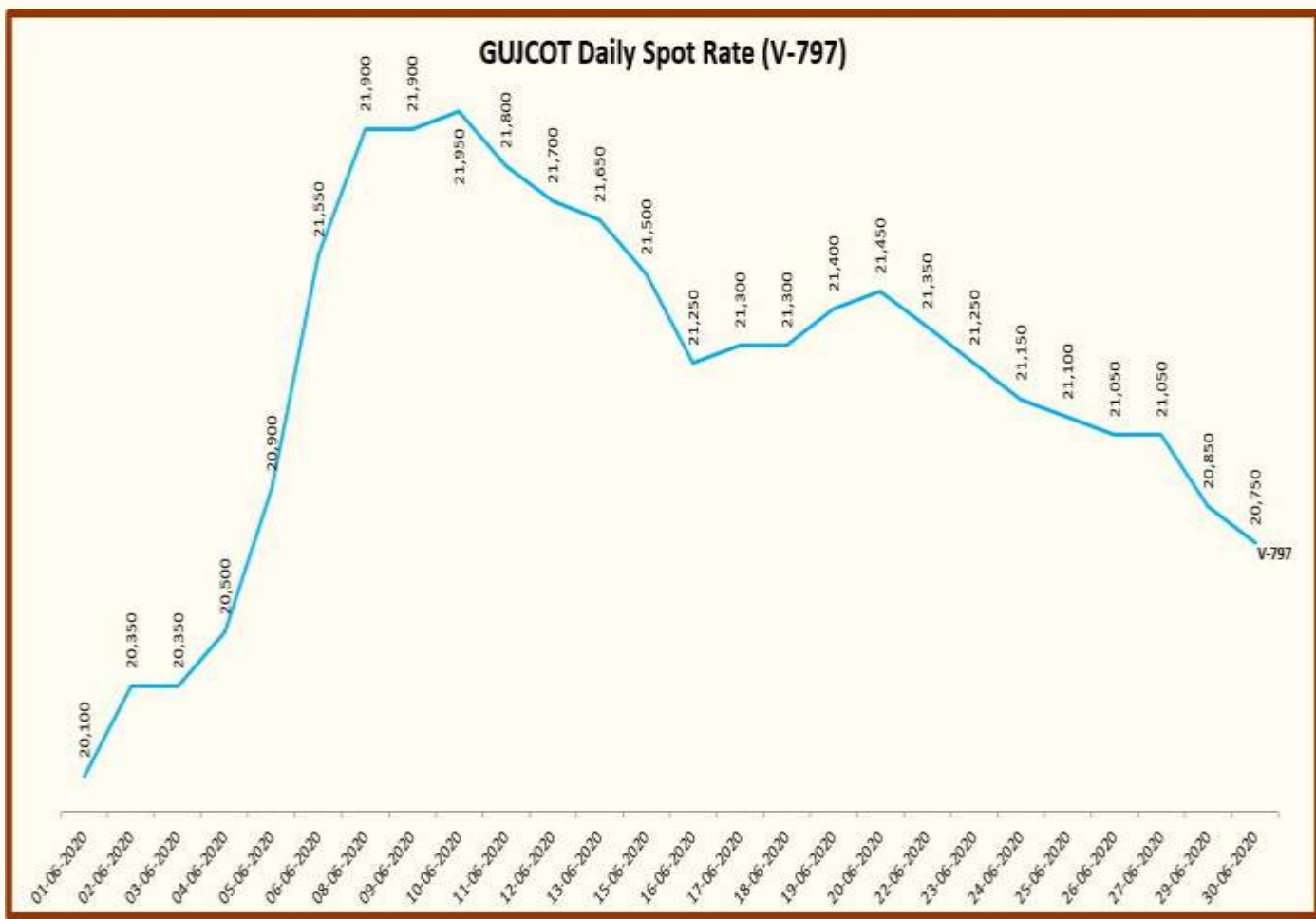
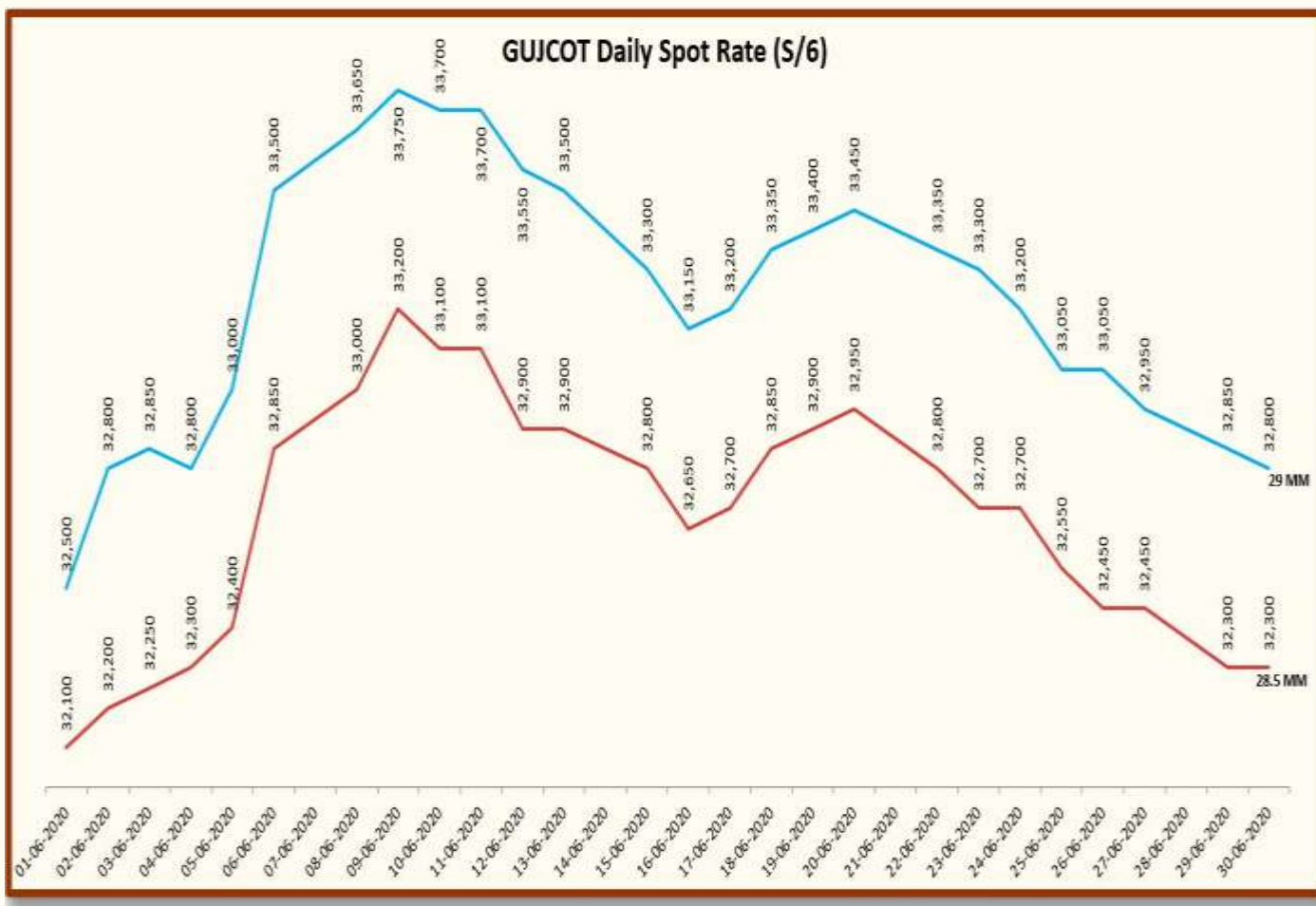
MONTHLY RATE MOVEMENT Jun-2020

Gujarat Spot Rate – Jun-2020					
Date	29-3.8	28.5-3.7	V-797	MCX Spot Rate	USD-INR Exchange Rate
01-06-2020	32,500	32,100	20,100	15,640	75.54
02-06-2020	32,800	32,200	20,350	15,830	75.36
03-06-2020	32,850	32,250	20,350	15,760	75.46
04-06-2020	32,800	32,300	20,500	15,770	75.57
05-06-2020	33,000	32,400	20,900	15,870	75.58
06-06-2020	33,500	32,850	21,550	15,870	75.58
08-06-2020	33,650	33,000	21,900	16,090	75.54
09-06-2020	33,750	33,200	21,900	16,180	75.61
10-06-2020	33,700	33,100	21,950	16,240	75.58
11-06-2020	33,700	33,100	21,800	16,200	75.78
12-06-2020	33,550	32,900	21,700	16,220	75.84
13-06-2020	33,500	32,900	21,650	16,220	75.84
15-06-2020	33,300	32,800	21,500	16,110	76.02
16-06-2020	33,150	32,650	21,250	15,940	76.21
17-06-2020	33,200	32,700	21,300	15,900	76.15
18-06-2020	33,350	32,850	21,300	15,990	76.14
19-06-2020	33,400	32,900	21,400	16,020	76.18
20-06-2020	33,450	32,950	21,450	16,020	76.18
22-06-2020	33,350	32,800	21,350	15,960	76.02
23-06-2020	33,300	32,700	21,250	15,950	75.64
24-06-2020	33,200	32,700	21,150	15,890	75.71
25-06-2020	33,050	32,550	21,100	15,880	75.66
26-06-2020	33,050	32,450	21,050	15,820	75.64
27-06-2020	32,950	32,450	21,050	15,820	75.64
29-06-2020	32,850	32,300	20,850	15,790	75.58
30-06-2020	32,800	32,300	20,750	15,770	75.50



GUJCOT TRADE ASSOCIATION

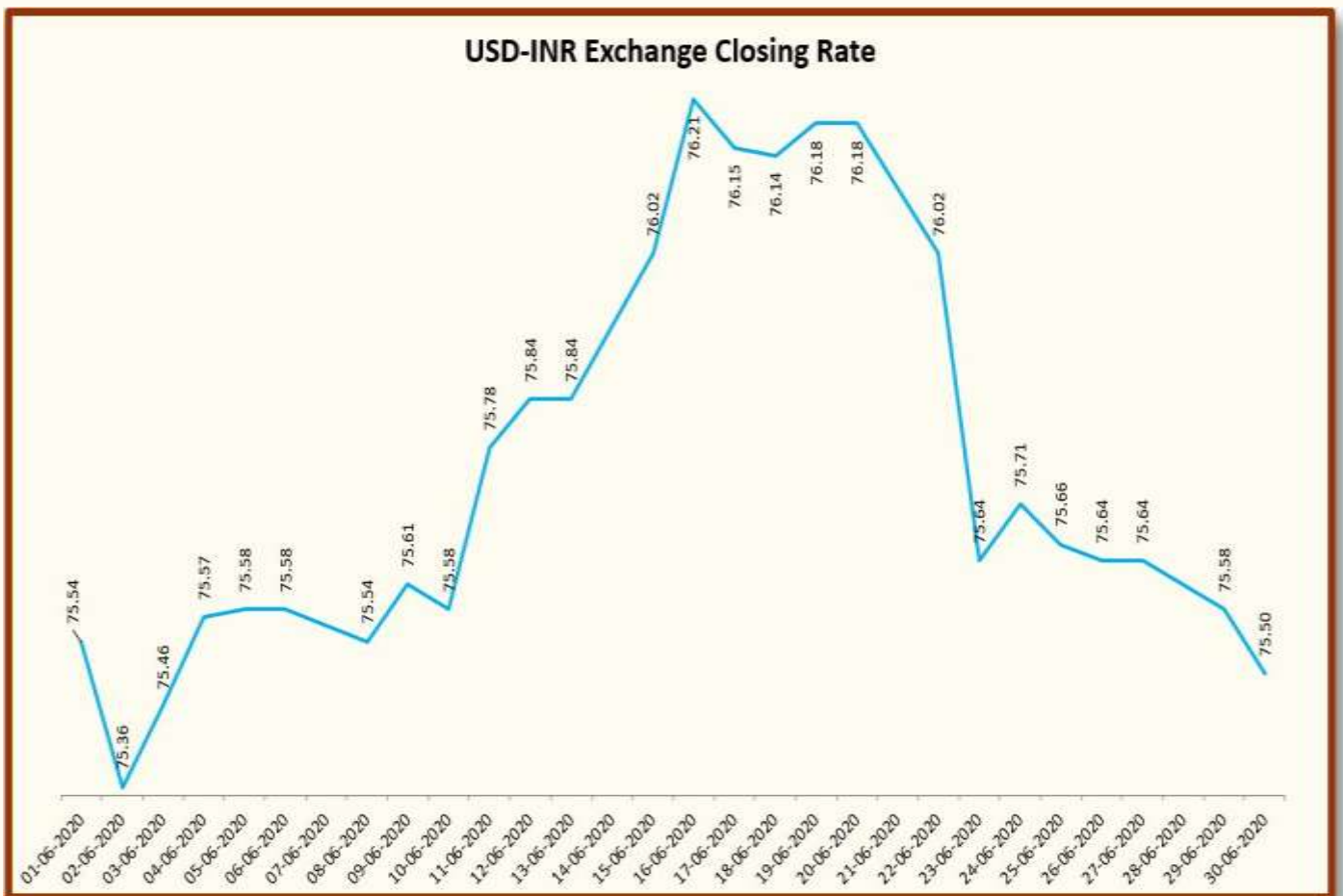
MONTHLY RATE MOVEMENT Jun-2020





GUJCOT TRADE ASSOCIATION

MONTHLY RATE MOVEMENT Jun-2020





GUJCOT TRADE ASSOCIATION

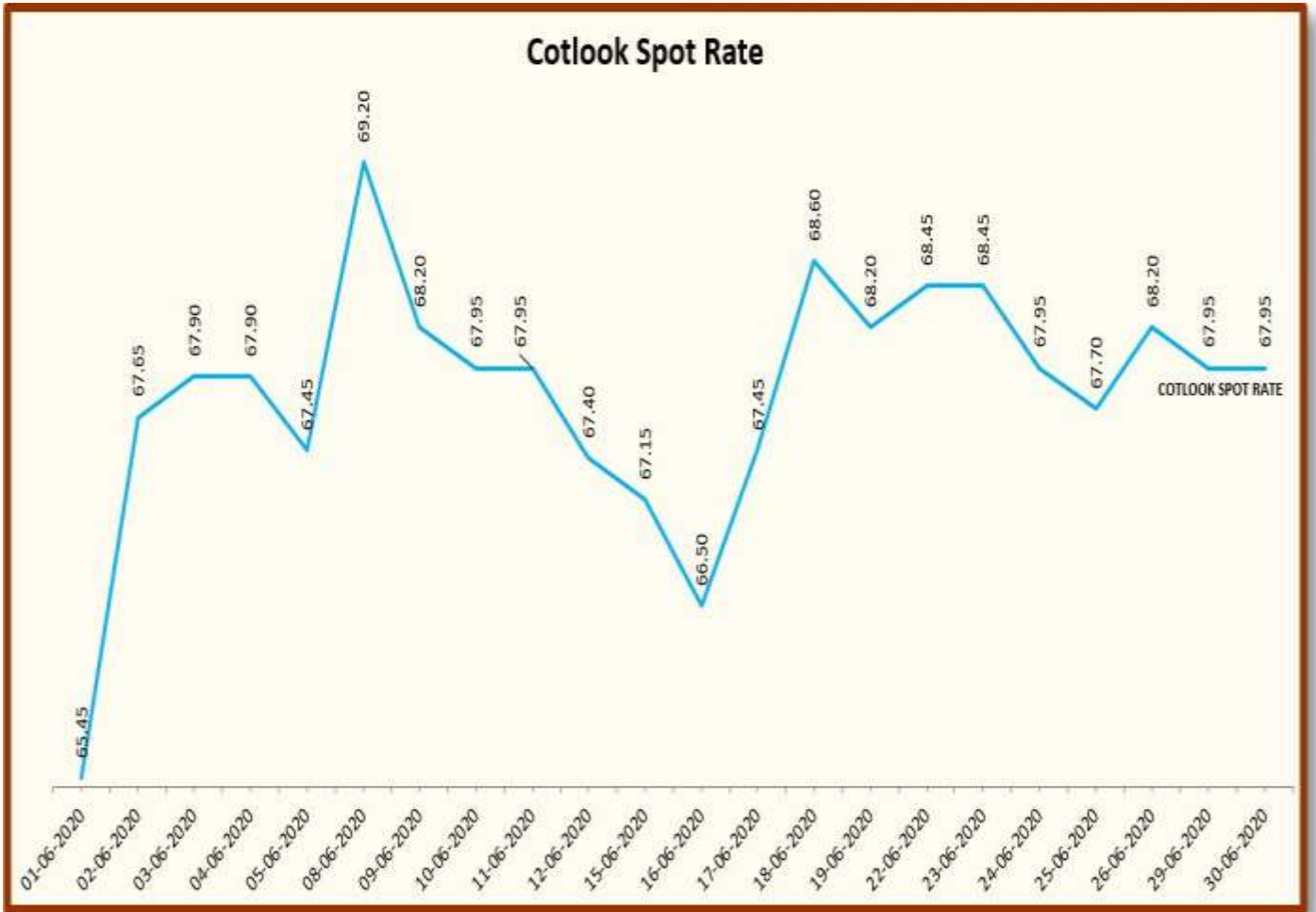
MONTHLY RATE MOVEMENT Jun-2020

Foreign Cotton Indices & Futures			
Date	Cotlook	ICE	
	Spot Rate	Jul-20	Dec-20
01-06-2020	65.45	60.06	58.71
02-06-2020	67.65	60.37	59.50
03-06-2020	67.90	60.48	59.73
04-06-2020	67.90	60.00	59.58
05-06-2020	67.45	61.79	60.98
08-06-2020	69.20	60.81	60.37
09-06-2020	68.20	60.52	60.02
10-06-2020	67.95	60.51	60.32
11-06-2020	67.95	60.02	59.49
12-06-2020	67.40	59.84	59.03
15-06-2020	67.15	59.01	58.35
16-06-2020	66.50	60.07	59.08
17-06-2020	67.45	61.34	60.00
18-06-2020	68.60	61.17	59.52
19-06-2020	68.20	61.56	59.81
22-06-2020	68.45	62.52	59.85
23-06-2020	68.45	63.04	59.44
24-06-2020	67.95	61.66	59.21
25-06-2020	67.70	61.81	59.70
26-06-2020	68.20	60.55	59.50
29-06-2020	67.95	59.62	59.63
30-06-2020	67.95	60.98	60.88



GUJCOT TRADE ASSOCIATION

MONTHLY RATE MOVEMENT Jun-2020





GUJCOT TRADE ASSOCIATION

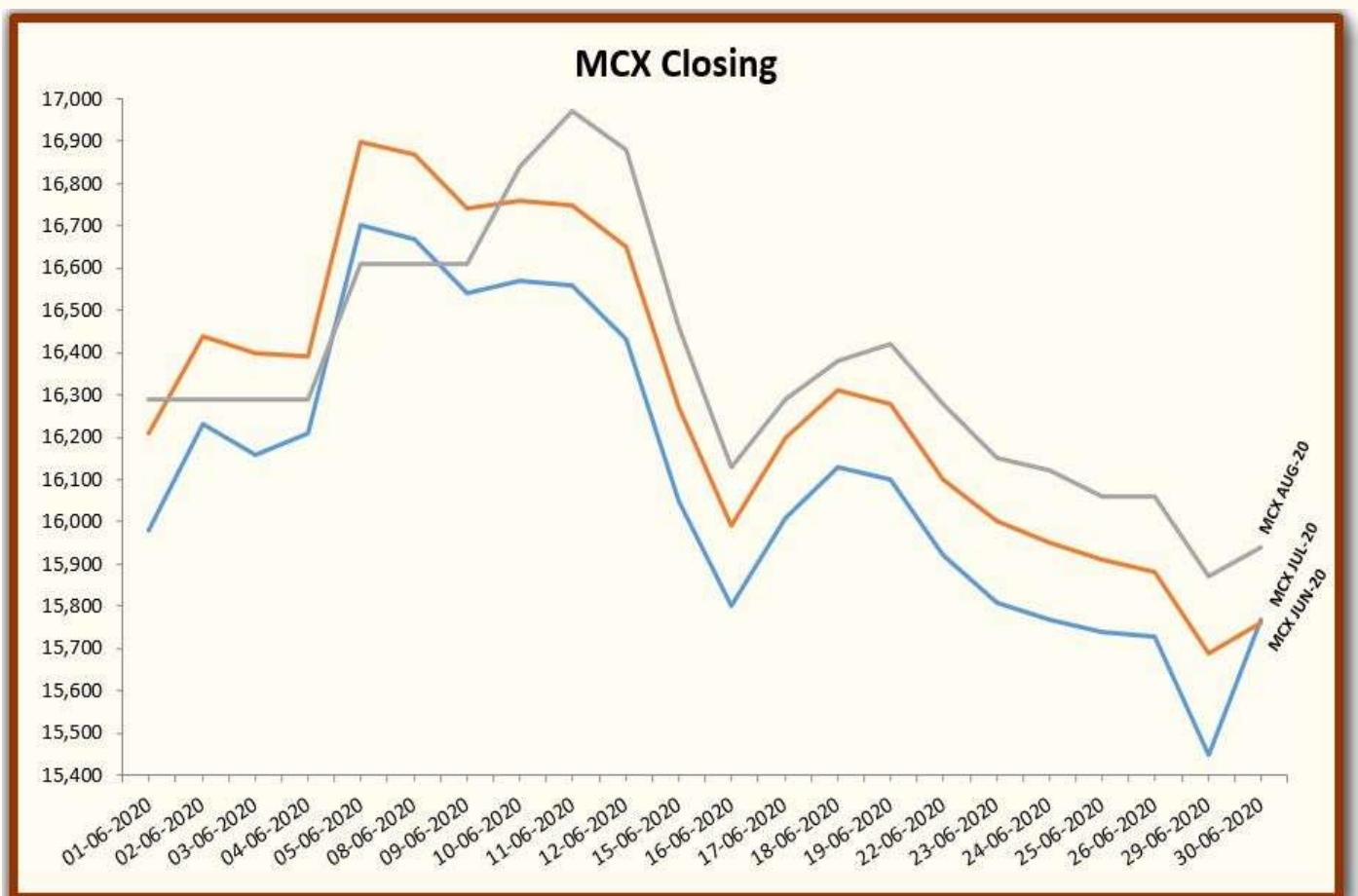
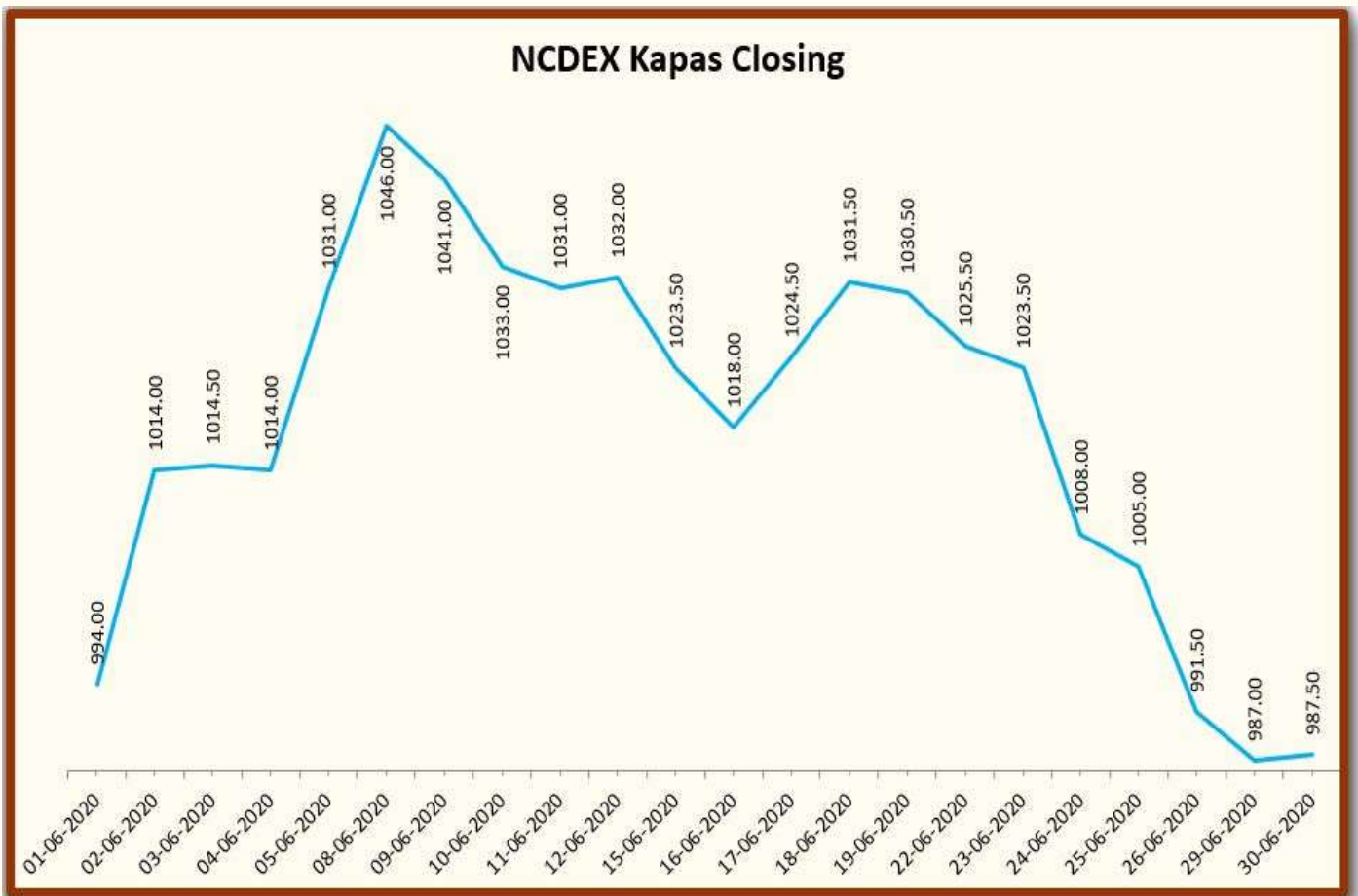
MONTHLY RATE MOVEMENT Jun-2020

Indian Cotton Futures				
Date	NCDEX Kapas	MCX		
	30-Apr-21	Jun-20	Jul-20	Aug-20
01-06-2020	994.00	15,980	16,210	16,290
02-06-2020	1014.00	16,230	16,440	16,290
03-06-2020	1014.50	16,160	16,400	16,290
04-06-2020	1014.00	16,210	16,390	16,290
05-06-2020	1031.00	16,700	16,900	16,610
08-06-2020	1046.00	16,670	16,870	16,610
09-06-2020	1041.00	16,540	16,740	16,610
10-06-2020	1033.00	16,570	16,760	16,840
11-06-2020	1031.00	16,560	16,750	16,970
12-06-2020	1032.00	16,430	16,650	16,880
15-06-2020	1023.50	16,050	16,270	16,460
16-06-2020	1018.00	15,800	15,990	16,130
17-06-2020	1024.50	16,010	16,200	16,290
18-06-2020	1031.50	16,130	16,310	16,380
19-06-2020	1030.50	16,100	16,280	16,420
22-06-2020	1025.50	15,920	16,100	16,280
23-06-2020	1023.50	15,810	16,000	16,150
24-06-2020	1008.00	15,770	15,950	16,120
25-06-2020	1005.00	15,740	15,910	16,060
26-06-2020	991.50	15,730	15,880	16,060
29-06-2020	987.00	15,450	15,690	15,870
30-06-2020	987.50	15,770	15,760	15,940



GUJCOT TRADE ASSOCIATION

MONTHLY RATE MOVEMENT Jun-2020





GUJCOT TRADE ASSOCIATION

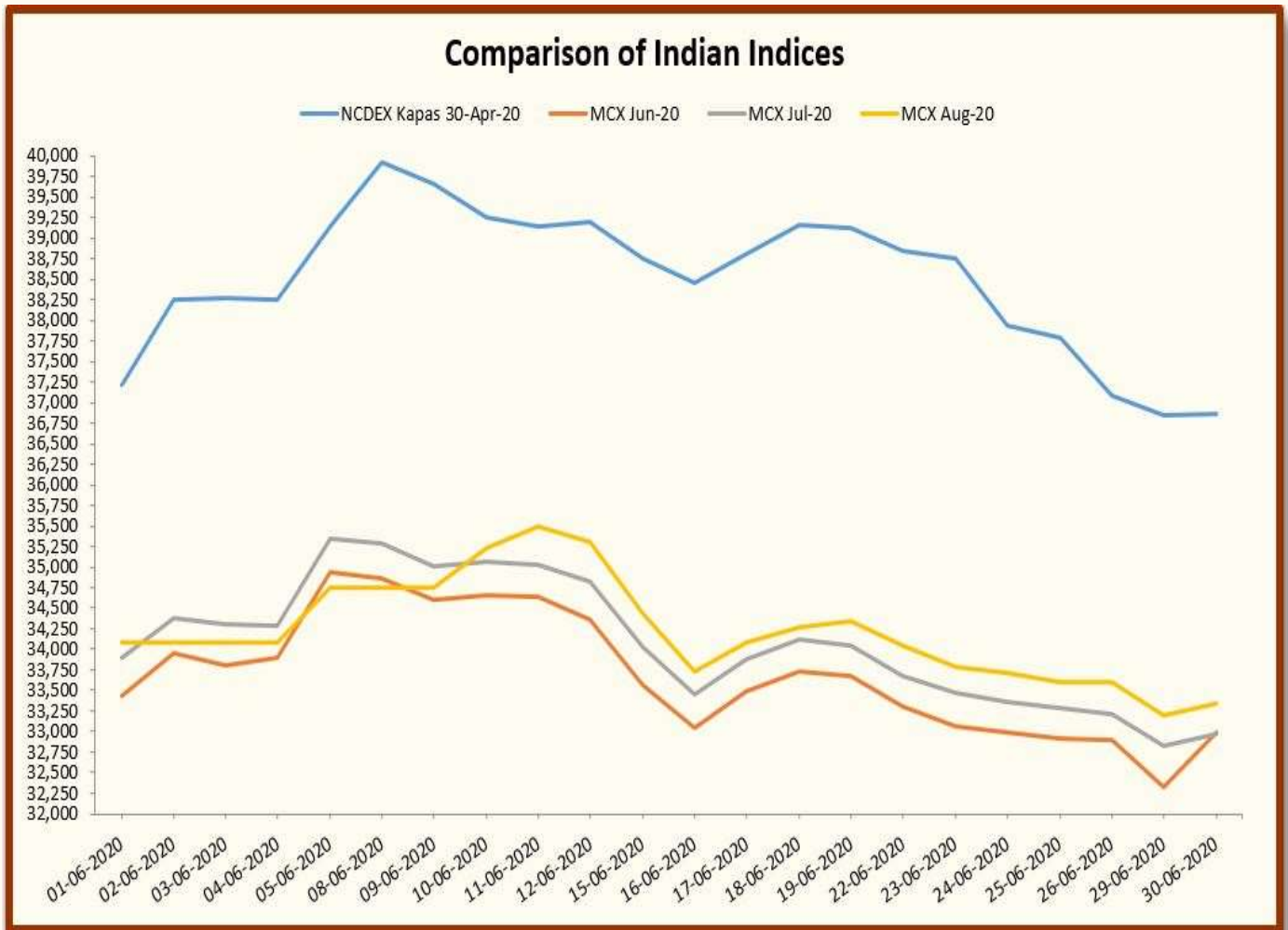
MONTHLY RATE MOVEMENT Jun-2020

Indian Indices in Rs/Candy Rate				
Date	NCDEX Kapas	MCX		
	30-Apr-21	Jun-20	Jul-20	Aug-20
01-06-2020	37,207	33,425	33,906	34,074
02-06-2020	38,253	33,948	34,388	34,074
03-06-2020	38,279	33,802	34,304	34,074
04-06-2020	38,253	33,906	34,283	34,074
05-06-2020	39,142	34,931	35,350	34,743
08-06-2020	39,927	34,869	35,287	34,743
09-06-2020	39,665	34,597	35,015	34,743
10-06-2020	39,247	34,659	35,057	35,224
11-06-2020	39,142	34,639	35,036	35,496
12-06-2020	39,194	34,367	34,827	35,308
15-06-2020	38,750	33,572	34,032	34,429
16-06-2020	38,462	33,049	33,446	33,739
17-06-2020	38,802	33,488	33,886	34,074
18-06-2020	39,168	33,739	34,116	34,262
19-06-2020	39,116	33,676	34,053	34,346
22-06-2020	38,855	33,300	33,676	34,053
23-06-2020	38,750	33,070	33,467	33,781
24-06-2020	37,939	32,986	33,363	33,718
25-06-2020	37,783	32,923	33,279	33,593
26-06-2020	37,077	32,902	33,216	33,593
29-06-2020	36,841	32,317	32,819	33,195
30-06-2020	36,867	32,986	32,965	33,342



GUJCOT TRADE ASSOCIATION

MONTHLY RATE MOVEMENT Jun-2020





GUJCOT TRADE ASSOCIATION

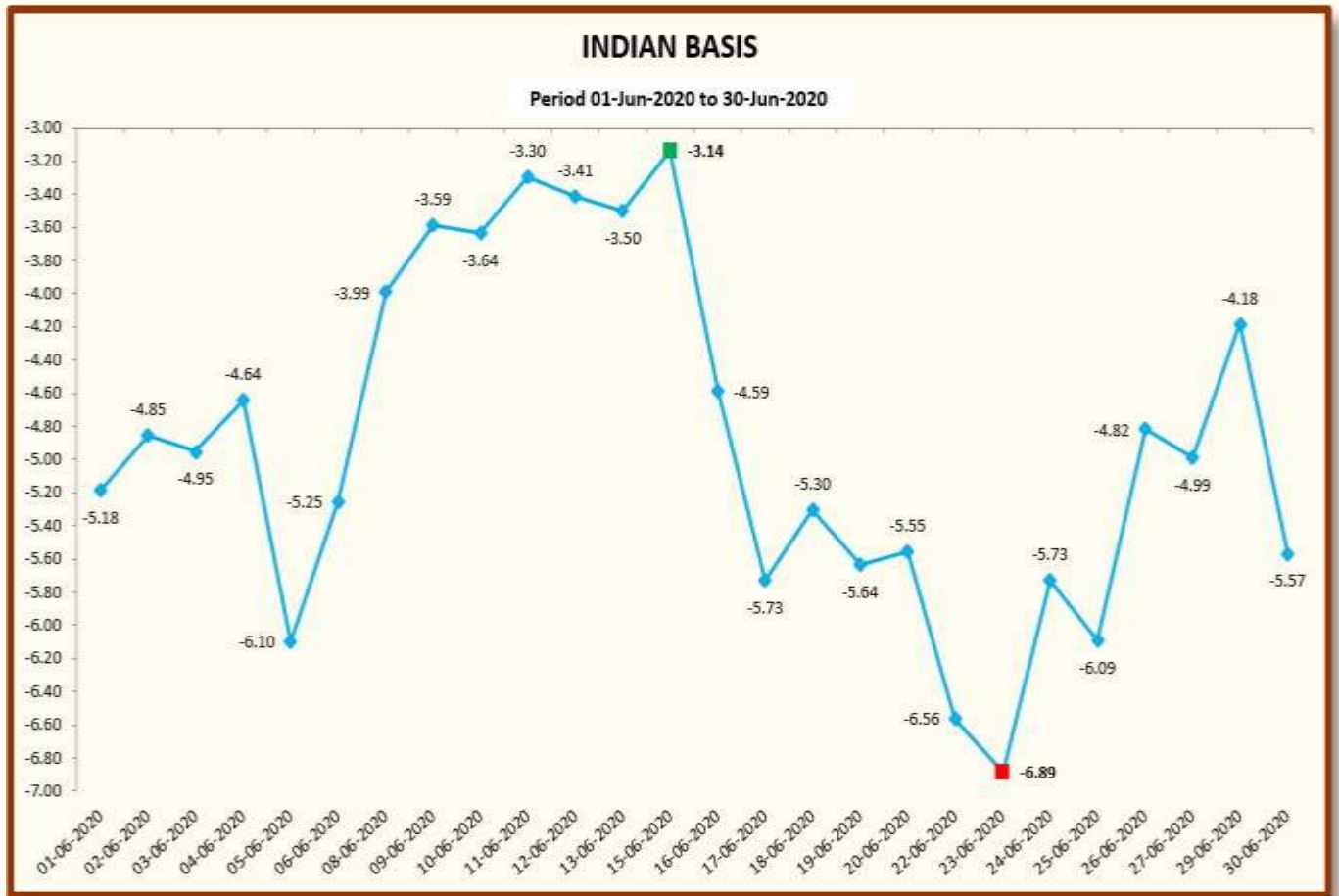
MONTHLY RATE MOVEMENT Jun-2020

INDIAN BASIS					
DATE	29 MM	USD-INR	Cents/lb	ICE JUL	BASIS
01-06-2020	32,500	75.54	54.88	60.06	-5.18
02-06-2020	32,800	75.36	55.52	60.37	-4.85
03-06-2020	32,850	75.46	55.53	60.48	-4.95
04-06-2020	32,800	75.57	55.36	60.00	-4.64
05-06-2020	33,000	75.58	55.69	61.79	-6.10
06-06-2020	33,500	75.58	56.54	61.79	-5.25
08-06-2020	33,650	75.54	56.82	60.81	-3.99
09-06-2020	33,750	75.61	56.93	60.52	-3.59
10-06-2020	33,700	75.58	56.87	60.51	-3.64
11-06-2020	33,700	75.78	56.72	60.02	-3.30
12-06-2020	33,550	75.84	56.43	59.84	-3.41
13-06-2020	33,500	75.84	56.34	59.84	-3.50
15-06-2020	33,300	76.02	55.87	59.01	-3.14
16-06-2020	33,150	76.21	55.48	60.07	-4.59
17-06-2020	33,200	76.15	55.61	61.34	-5.73
18-06-2020	33,350	76.14	55.87	61.17	-5.30
19-06-2020	33,400	76.18	55.92	61.56	-5.64
20-06-2020	33,450	76.18	56.01	61.56	-5.55
22-06-2020	33,350	76.02	55.96	62.52	-6.56
23-06-2020	33,300	75.64	56.15	63.04	-6.89
24-06-2020	33,200	75.71	55.93	61.66	-5.73
25-06-2020	33,050	75.66	55.72	61.81	-6.09
26-06-2020	33,050	75.64	55.73	60.55	-4.82
27-06-2020	32,950	75.64	55.56	60.55	-4.99
29-06-2020	32,850	75.58	55.44	59.62	-4.18
30-06-2020	32,800	75.50	55.41	60.98	-5.57



GUJCOT TRADE ASSOCIATION

MONTHLY RATE MOVEMENT Jun-2020





GUJCOT TRADE ASSOCIATION

MONTHLY RATE MOVEMENT Jun-2020

Team Gujcot thanks the Broker Panel

Shri Sujalbhai, Shri Pravinbhai, Shri Sandipbhai, Shri Ananbhai, Shri Ajaybhai, Shri Jatinbhai, Shri Manishbhai, Shri Anilbhai, Shri Niravbhai and Shri Mukeshbhai Purohit.

Report Sponsors:

Click on Sponsor's Logo to visit Sponsor's Website



For, Gujcot Trade Association

Akash Shah

[President]

For, Gujcot Trade Association

Ajay Shah

[Secretary]